

Day 3

Real Talk With Robots

Learning Objective

To empathise and define what a community is to plan for a chatbot project.

Warm-Up

What does it mean to empathize with others? Draw, write, or sketch your answer.

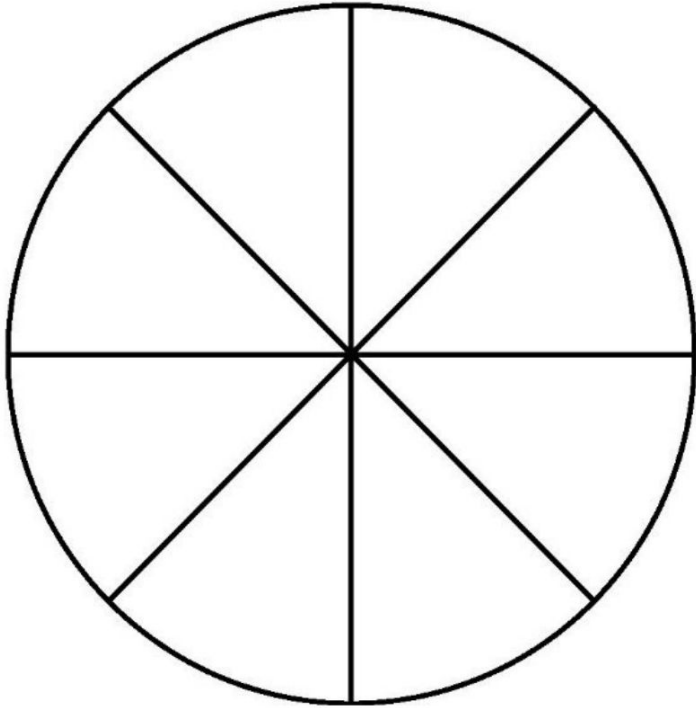
What is community? Draw, write, or sketch your answer.



Empathize

We are using what we know about ourselves to begin to better understand other people to belong to our communities.

Identity

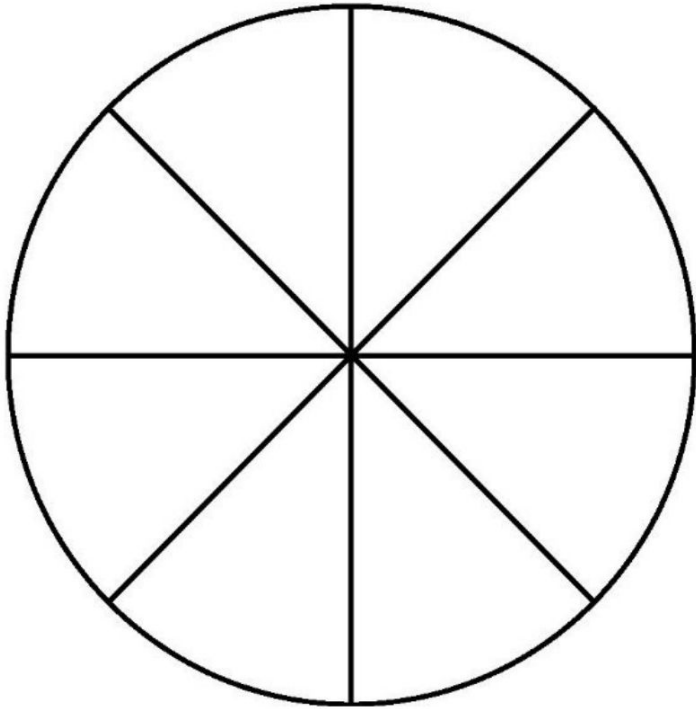


Fill in each section of the wheel with an identity of yours.

Examples:

- Home country
- Gender
- Languages spoken

Identity



Put a **red dot** in the areas that you think about most often in your everyday life.

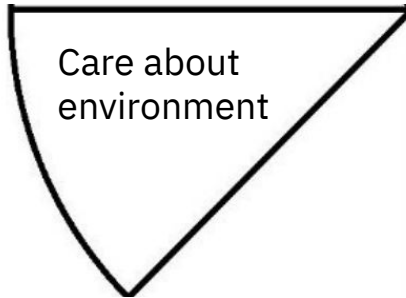
Put a **yellow dot** in the areas you don't think of often in your everyday life.

Put a **green dot** in the areas that have the biggest impact on how you view yourself.

Put a **blue dot** in the areas that have the biggest impact on how others perceive you.

Values

Choose three identities. For each one you select, write three values that you have because you have that identity.

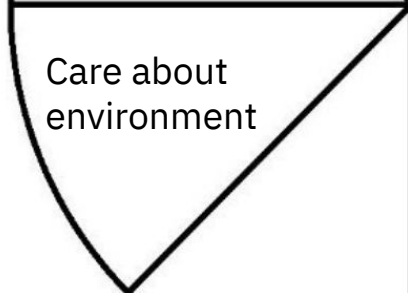


- I value:
- Recycling
 - Walking/ taking the bus
 - Buying local food

Identifying my community

For each **identity** we have, we belong to a **community** of people who have similar identities.

My identity:



My community:



For each identity you selected, describe what community you belong to.

My community's values

The **values** we have because of our identities are also probably held by other members of our communities.

My values:

- Recycling
- Walking/ taking the bus
- Buying local food

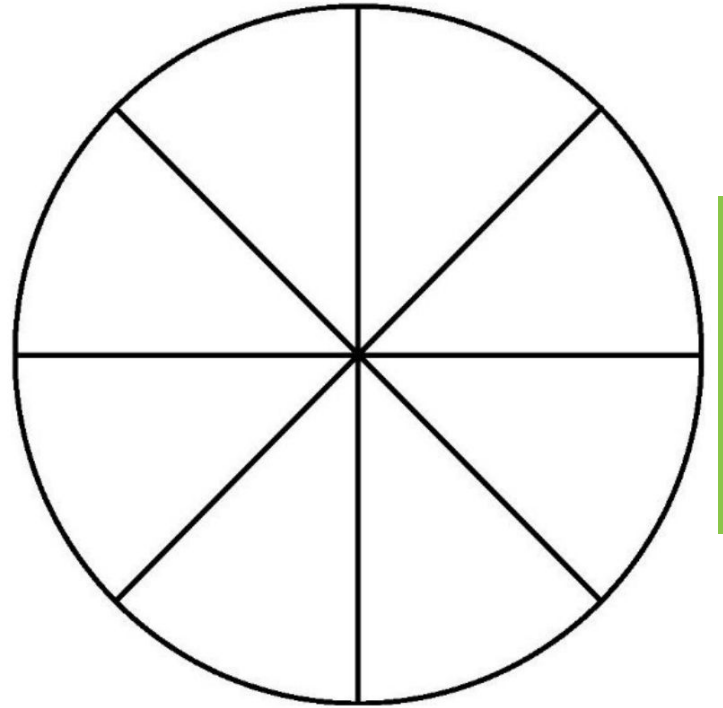


My community's values:

- Reduce/reuse/recycle
- Using sustainable forms of transportation
- Decreasing our carbon footprint

**We are building chatbots to inform,
persuade, or entertain members of our
community.**

Let's recap



Example Project



In your workbook complete the following

Things I notice are...

A large, empty rectangular box with a thin black border, intended for writing observations.

Things I wonder are...

A large, empty rectangular box with a thin black border, intended for writing questions or wonders.

Project Statement

In your workbook, complete a project statement that defines the project you would like to create.

For my project, I will be making a chatbot that will ENTERTAIN /
INFORM / PERSUADE members of my community, which I define as:

I will know my project is successful if it...

